



Epilio Jajah Dialer for IBM Lotus Sametime

Telephone: 1-866-9EPILIO

<http://www.epilio.com>

Last revision April 18, 2009

Introduction

The Epilio Jajah Dialer for IBM Lotus Sametime is a free Sametime Connect Plug-in that Jajah account users can use to dial telephone numbers from within their Sametime client.

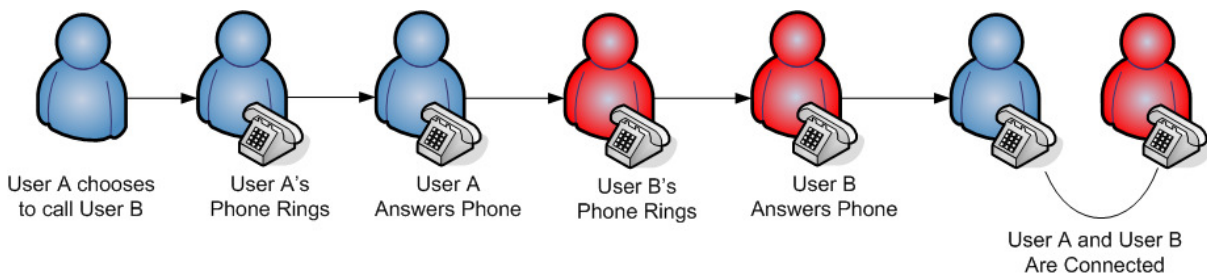
The plug-in was built using the Jajah APIs.

Known Limitations:

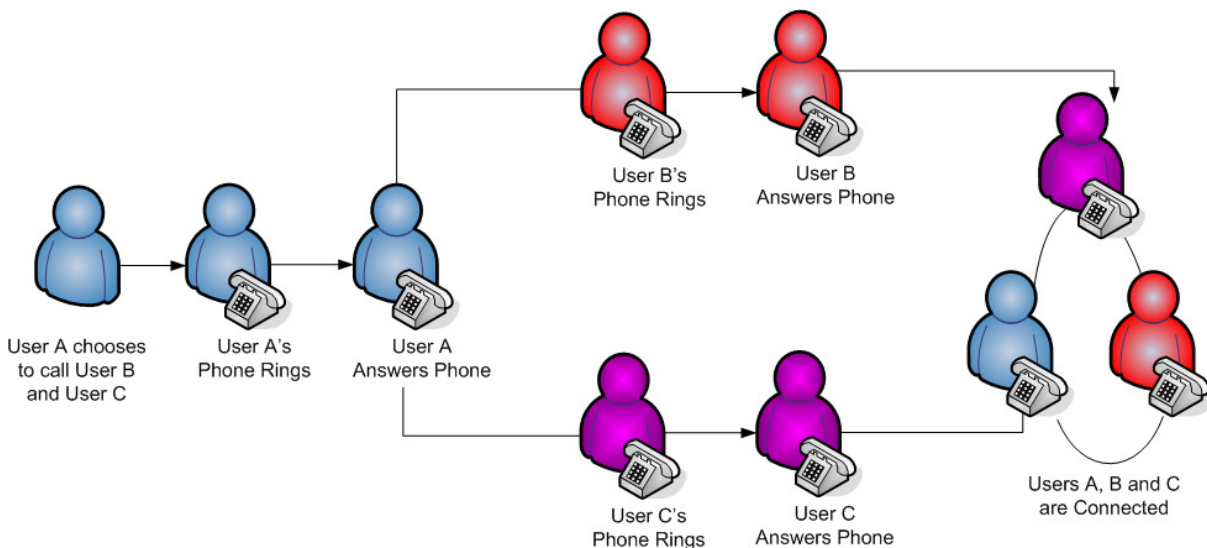
The plug-in requires a Jajah account in good standing. The plug-in does not currently support proxies.

How does it work?

The system works, by first dialing the Jajah users telephone number, when that number is answered it dials the other parties number.



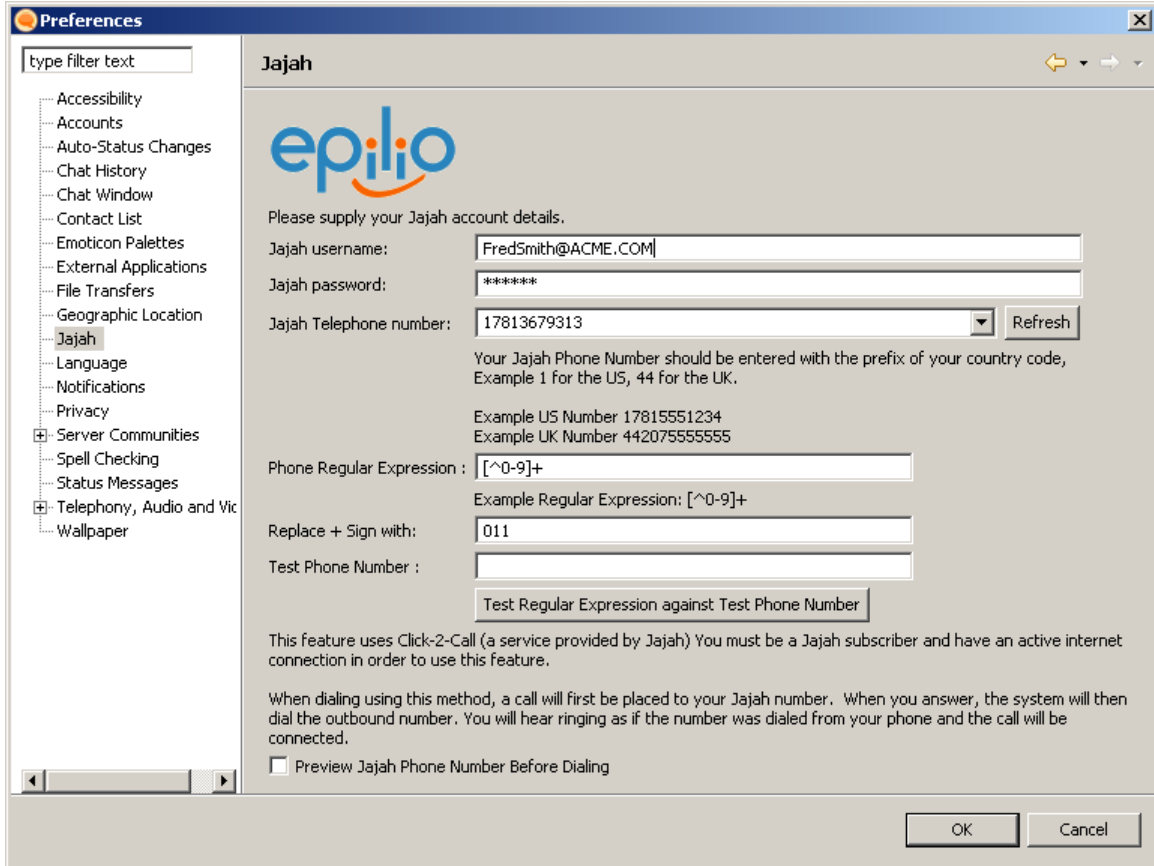
The Jajah Dialer also supports multi party conference calling. A user can select multiple users from their Sametime Connect list, and the Jajah plug-in combined with the Jajah account will connect all the parties together.



To dial multiple people select them in your buddylist using Ctrl-Click on each person.

Configuration

After installing the Epilio Jajah Dialer plug-in, select File, Preferences, Jajah in the Sametime Connect Client. This will present the following dialog:



Complete each of the fields with the required information.

Field	Description
Jajah username	This is the username that is used to access the jajah.com website.
Jajah password	This is the password that is used to authenticate with the jajah.com website.
Jajah Telephone number	If you have entered, your jajah username and password, you can press the Refresh button and the drop down will contain the telephone numbers associated with your Jajah account. Note: This is the telephone number that calls will be made from.
Phone Regular Expression	As users often have extra characters in their Sametime location telephone number for display reasons, we must remove those extra characters for the Jajah server to handle them correctly. You may enter a Regular Expression here to manipulate the number, and remove those extra characters. To remove all extra characters you can use the expression: [^0-9]+

Epilio Jajah Dialer for IBM Lotus Sametime

Field	Description
	To learn more about regular expressions visit: http://www.regular-expressions.info/
Replace '+' sign with	If you are dialling international phone numbers, the Epilio Jajah Dialer needs to know the international dialling code prefix for your country. For the US, this number is 011 Example, the number +44 207-224-2000 is the BBC in London. To dial the number from the US it would be: 01144 207-224-2000 By using 011 as the replacement for + the number can be dialed by the Epilio Jajah Dialer.
Test Phone Number	If you want to see how your regular expression and the + replacement handle a number, enter the number into this field and press the "Test Regular Expression against Test Phone Number" button. A prompt will be displayed showing the processed number.
Preview Jajah Phone Number Before Dialing	We recommend using this option until you are sure that your regular expression is correct. By selecting this option, you will have the opportunity to modify the phone number to be dialed before the call is made.

Once you have completed all the fields, press OK.

You can now make telephone calls! To place a call, select a user and use the right mouse button option "Call Jajah" or use the Call Jajah button in the Sametime toolbar.